



FEYZİYE MEKTEPLERİ VAKFI

IŞIK ÜNİVERSİTESİ

BİLGİ İŞLEM DAİRE BAŞKANLIĞI



Microsoft Azure

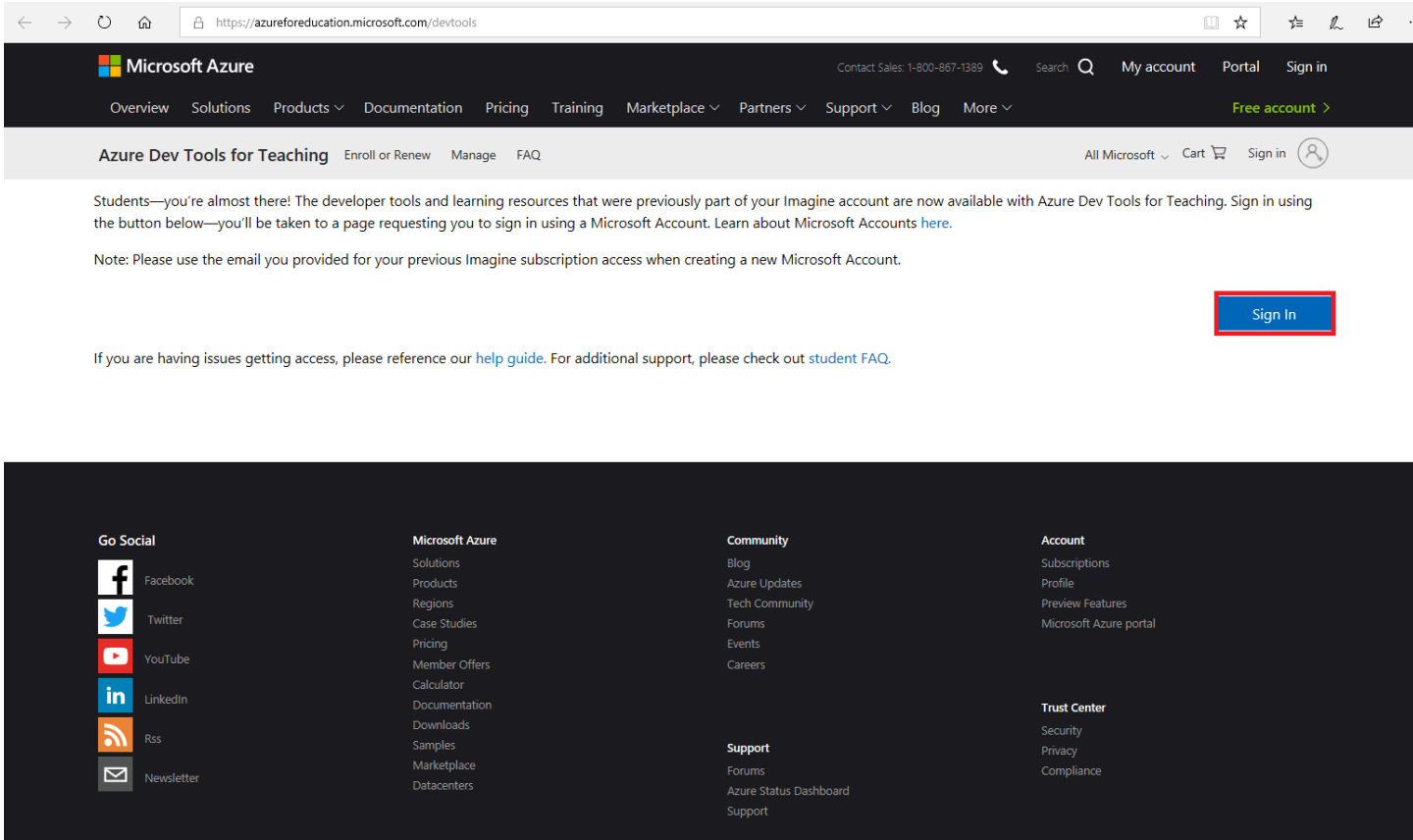
Azure Dev Tools for Teaching



1. Aşağıda belirtilen linkten giriş yapınız.

<https://azureforeducation.microsoft.com/devtools>

2. Açılan ekranda  butonunu tıklayarak giriş yapın.



The screenshot shows the Azure Dev Tools for Teaching sign-in page. The browser address bar displays <https://azureforeducation.microsoft.com/devtools>. The page header includes the Microsoft Azure logo, contact information (1-800-867-1389), a search bar, and navigation links for My account, Portal, and Sign in. The main content area features a message for students, a note about using previous Imagine subscription email, and a prominent blue **Sign In** button highlighted with a red border. The footer contains social media links, Microsoft Azure resources, community links, support options, and account management links.

Go Social

- Facebook
- Twitter
- YouTube
- LinkedIn
- Rss
- Newsletter

Microsoft Azure

- Solutions
- Products
- Regions
- Case Studies
- Pricing
- Member Offers
- Calculator
- Documentation
- Downloads
- Samples
- Marketplace
- Datacenters

Community

- Blog
- Azure Updates
- Tech Community
- Forums
- Events
- Careers

Support

- Forums
- Azure Status Dashboard
- Support

Account

- Subscriptions
- Profile
- Preview Features
- Microsoft Azure portal

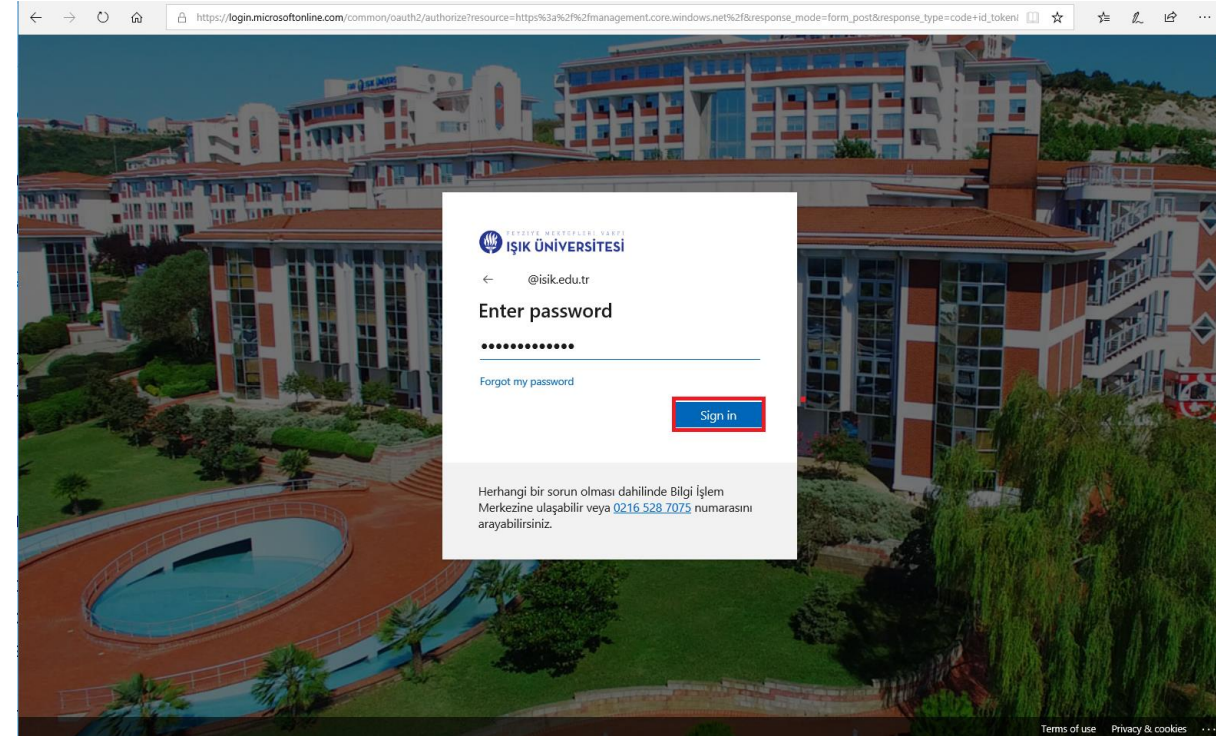
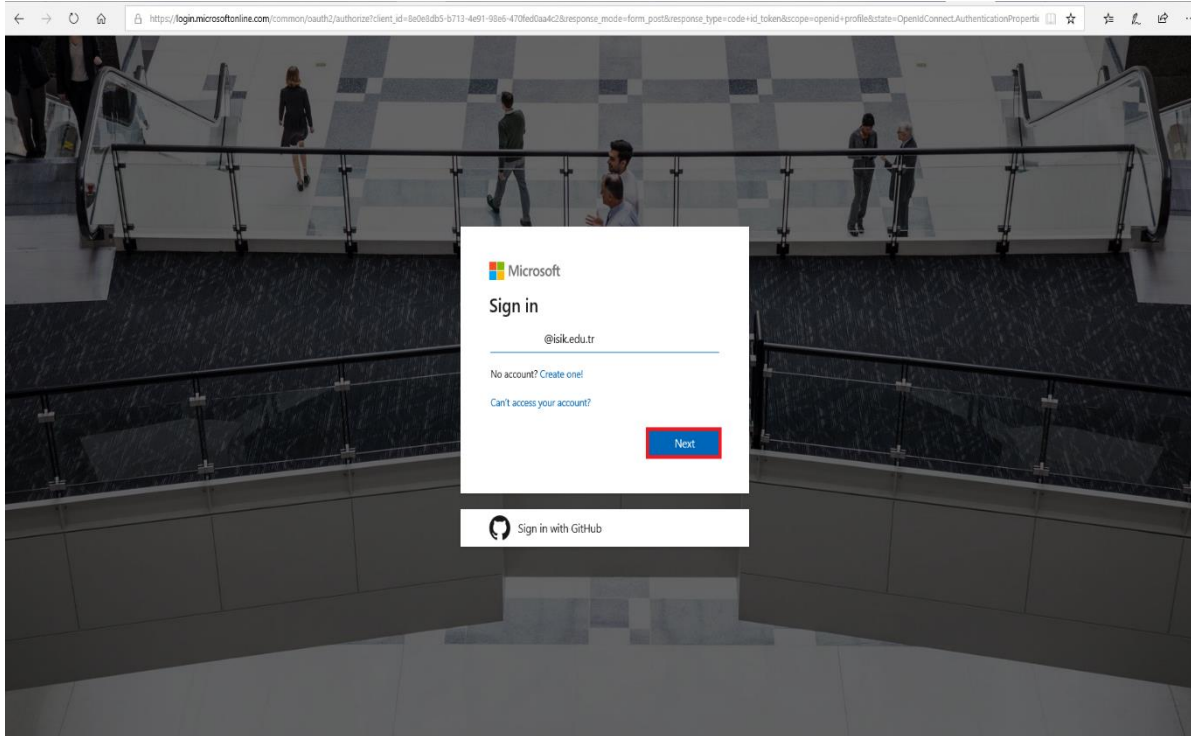
Trust Center

- Security
- Privacy
- Compliance



3. Açılan ekranda e-posta adresinizi yazıp, (*******@isik.edu.tr**) **Next** butonunu tıklayıp bir sonraki adıma geçiniz.

4. Açılan ekranda şifrenizi yazıp, **Sign In** butonunu tıklayıp bir sonraki adıma geçiniz.

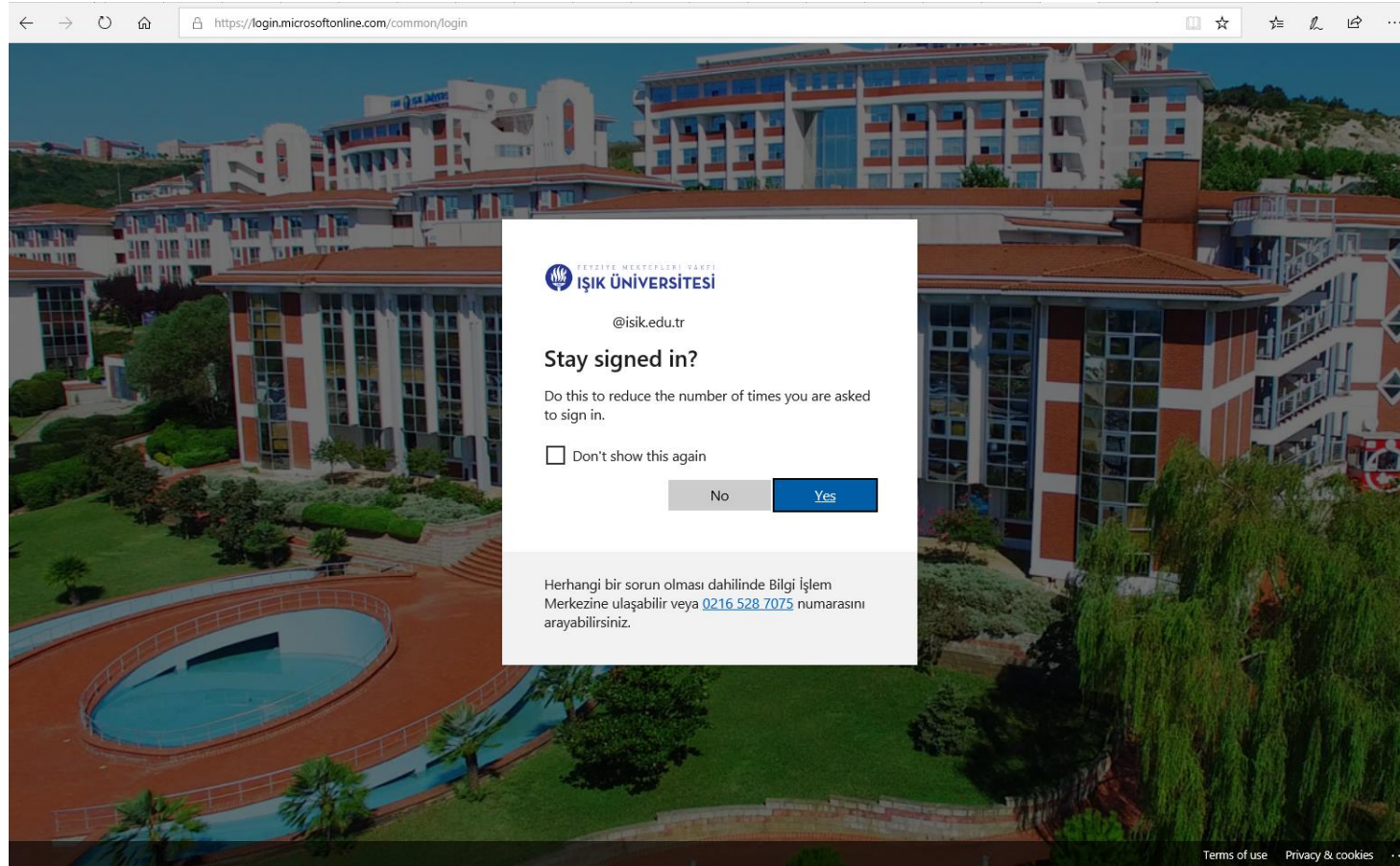




5- Açılan ekranda,

“Stay signed in?”

Do this to reduce the number of times you are asked to sign in” durumunu isteğe bağlı **No** veya **Yes** butonlarından birini tıklayarak, bir sonraki adıma geçiniz.



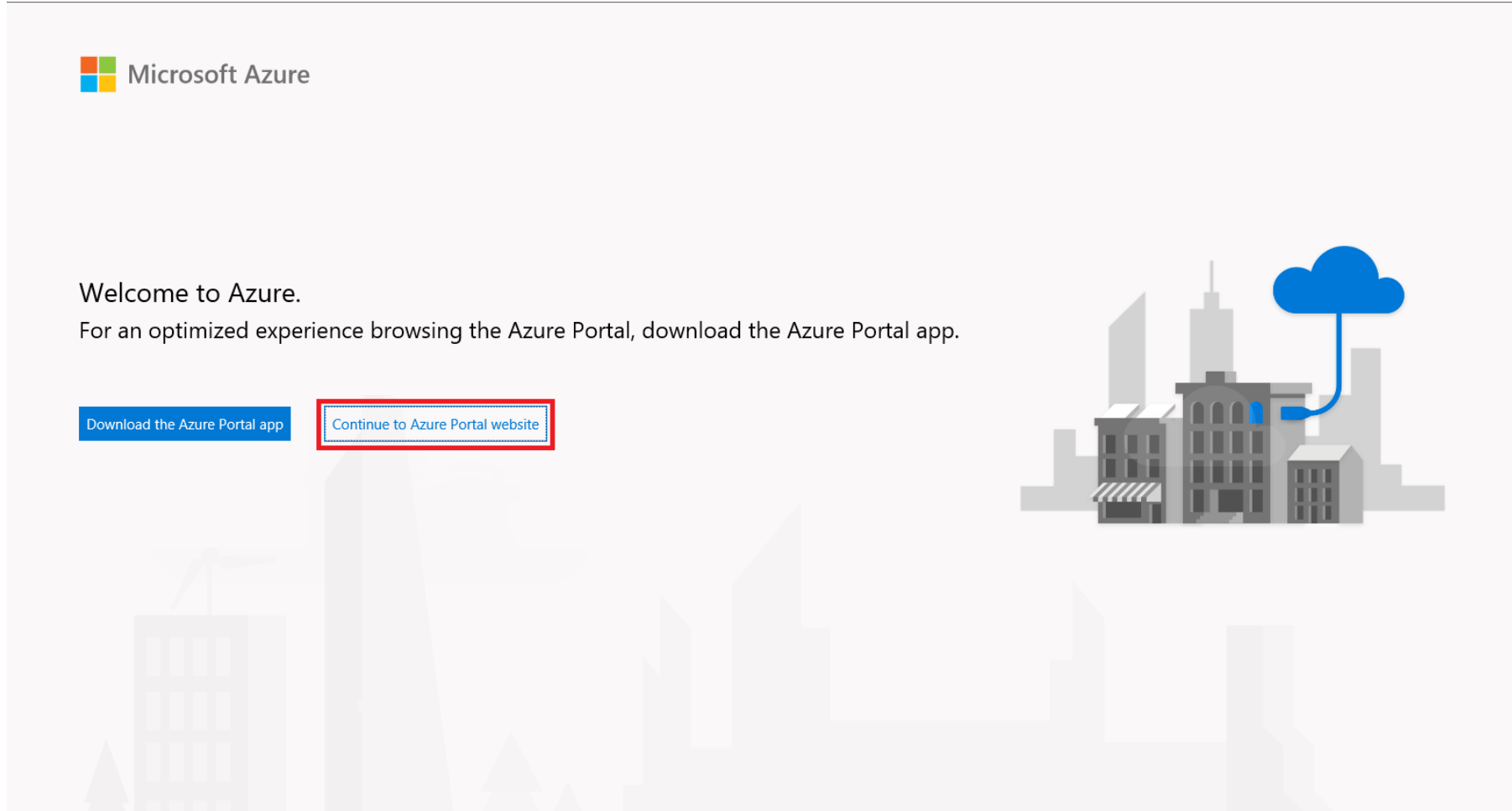


6- Açılan ekranda **Accept terms** butonunu tıklayıp, bir sonraki adıma geçiniz.

The screenshot shows a web browser window with the URL <https://signup.azure.com/studentverification?offerType=3&correlationid=d49cd970-ca73-4e50-b89f-ae848c7b9f15>. The page header includes the Microsoft Azure logo and a user profile for [@isik.edu.tr](#) with a 'Sign out' link. The main heading is 'Azure Dev Tools for Teaching' with the subtext 'Get the tools you need to build your project, design an app or launch a website.' Below this is a section titled '1 Terms' with an upward arrow. It contains two checkboxes: the first is checked and reads 'I agree to the [subscription agreement](#), [Azure Dev Tools for Teaching agreement](#) and [privacy statement](#)'; the second is unchecked and reads 'I would like information, tips, and offers from Microsoft or selected partners about Azure, including Azure Newsletter, Pricing updates, and other Microsoft products and services.' A red box highlights the 'Accept terms' button below the checkboxes. The footer includes 'English', 'Privacy & Cookies', 'Trademarks', 'Legal', 'Support', 'Give us feedback', '© 2019 Microsoft', and a 'Chat with Sales' button.



7- Açılan ekranda soldaki alanda yer alan **Continue to Azure Portal website** butonuna tıklayarak, bir sonraki adıma geçiniz.





7- Açılan ekranda soldaki alanda yer alan **Software (Yazılım)** butonunu tıklayarak indirebileceğiniz yazılımların listesine erişebilirsiniz.

Microsoft Azure

Search resources, services, and docs (G+)

@isik.edu.tr
ISIK.EDU.TR

Home > Education - Overview

Education - Overview

Overview

Software

Learning

My account

Profile

Need help?

Student FAQ

Start building the future with Azure for Students!

Students are eligible for \$100 credit from Azure for Students.

Claim your Azure credit now

Start building your apps

Develop in Visual Studio with your favorite language to create custom apps.

Explore AI

Cognitive Services and smart APIs enable your apps to see, hear, speak, understand, and do more.

Make the most of big data

Build and train machine learning models faster with the latest open source technologies.

Download free software [See all software](#)

Visual Studio Community 2019 (version 16.0)

SQL Server 2019 Developer

Machine Learning Server 9.4.7 for Windows

Windows Server 2019 Standard (updated Sept 2019)

Windows Server 2019 Essentials (updated Sept 2019)

Windows Server 2019 Datacenter (updated Sept 2019)

Start learning [See all learning modules](#)

Build a chatbot with Azure

Beginner · 1 unit

Build and publish intelligent bots that interact naturally with users

Analyze images with AI

Beginner · 1 unit

Use the Computer Vision API to analyze images for insights

Deploy a website to Azure

Beginner · 2 modules

Publish and manage your website easily with Azure web apps



8- İndirebileceğiniz yazılımların bir kısmı;

Windows 8.1 **Professional**

Windows 10 Version **1809-1903-1909** for **Education,Home,Professional**

Windows Server 2016 for **Standart,Datacenter,Essentials**

Windows Server 2019

SQL Server 2017 Developer

SQL Server 2019 Developer

Visual Studio **Enterprise** 2017

Visual Studio **Enterprise** 2019

Visual Studio 2017 for **Mac**

Visual Studio 2019 for **Mac**